

X-SERIES


Powered by Baudouin engines

50 HZ

900 - 1500 KVA



KOHLER[®]
IN POWER. SINCE 1920.



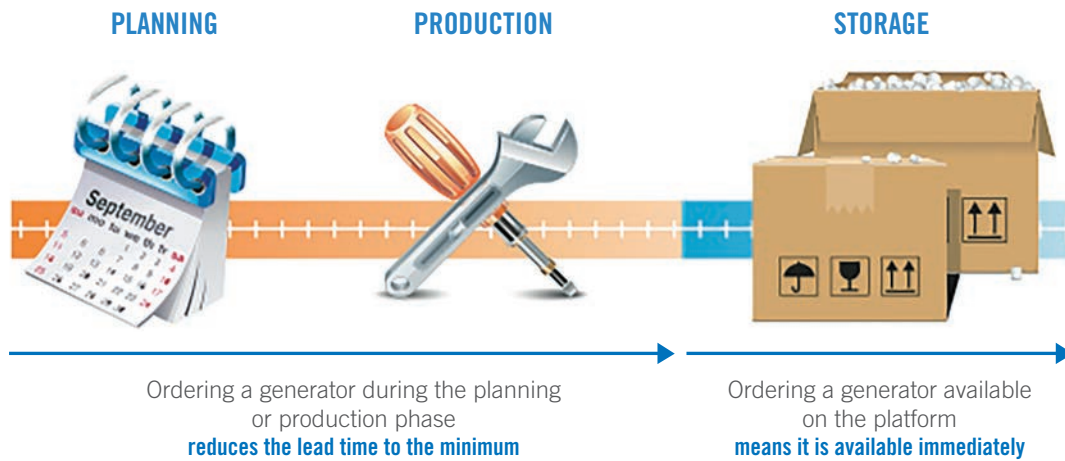
X-SERIES

Powered by Baudouin engines
Held in Stock

Seven 50 Hz references from 900 to 1500 kVA in the industrial range are stocked worldwide for quick delivery. These generators are available in open or soundproofed versions. Aftermarket options are available to order (remote contact pack, normal/emergency switching, spare parts kits,...).

► ORDER DIRECTLY BY MAIL

You can place your order directly by mail using the form attached to the stock list sent each week. Cut out the middle man: your order is registered and shipped in the quickest possible time.



50 HZ CONFIGURATION AVAILABLE


	900 TO 1500 KVA	
	OPEN	SOUNDPROOFED
4-pole circuit breaker	•	•
Control unit	APM403	APM403
U/I measurement board	•	•
Auto pack	•	•
Prewiring for auto start-up	•	•
CE label	•	•
Silencer	X	•

• Included X Not available

INDUSTRIAL RANGE FROM 900 KVA TO 1500 KVA

BAUDOIN ENGINE

OPEN VERSION



B1400 ▶ OPEN VERSION

SOUNDPROOFED VERSION



B900 ▶ SOUNDPROOFED VERSION

PRODUCT BENEFITS

- ▶ The KOHLER range of generators equipped with Baudouin engines offers competitive products that use proven technology. These generators are configured products which are ready to use right from installation. Their mechanical injection engines and readily available spare parts simplify maintenance operations.

SPECIFICATIONS 50 HZ - 400-230 V

Generators		B900	B1000	B1100	B1250	B1400	B1500	
kVA Cos phi 0.8 ⁽¹⁾	PRP ⁽²⁾	818	909	1018	1136	1273	1364	
	ESP ⁽³⁾	900	1000	1120	1250	1400	1500	
Cons. 3/4 at PRP (L/h)		132	145	153	173	188	201	
Engine	Engine type	12M26	12M26	12M26	12M33	12M33	12M33	
	CC (qty and configuration)	12 V	12 V	12 V	12 V	12 V	12 V	
	Total cubic capacity (L)	31.81	31.81	31.81	39.23	39.23	39.23	
Open version ⁽⁴⁾	Dimensions	L (m)	4.42	4.42	4.42	4.80	4.72	
		W (m)	1.74	1.74	1.74	2.19	2.19	2.20
		h (m)	2.38	2.38	2.38	2.45	2.45	2.48
	Weight (kg) ⁽⁵⁾	7470	7700	7880	8850	9120	9430	
Enclosure	M427SI	dB(A) at 7 m ⁽⁶⁾	77	77	77	-	-	-
		Weight (kg) ⁽⁵⁾	9700	9900	10100	-	-	-
Container	ISO20 SI	dB(A) at 7 m ⁽⁶⁾	-	-	-	82	82	84
		Weight (kg) ⁽⁵⁾	-	-	-	14640	14910	15220

(1) ISO 8528: power expressed in accordance with the legislation in force

(2) PRP: prime power available continuously with variable load for an unlimited time in accordance with ISO 8528-1. An overload capacity of 10% is available for one hour every twelve hours.

(3) ESP: standby power available for emergency use under variable load, in accordance with ISO 8528-1, no overload available under this service

(4) The dimensions and weights apply to a generator specified in the price list, without options

(5) Dry weight without fuel

(6) at ¼ load



CONTAINERS

A VERSATILE RANGE OF SOUNDPROOFED CONTAINERS

You are faced with numerous installation constraints. Our containers can be adapted to meet all your needs. Thanks to their standard dimensions, they are easy to transport. Our turnkey containers have an integrated fuel tank which means they are ready to run. Their coolant system, with an integrated silencer and sound traps, provides a highly economical solution.

ISO CONTAINERS

ISO containers are adapted to emergency applications with no harsh environmental constraints.

Available in 20-foot version



CSC* certified



Adapted to standard environments



PRODUCT BENEFITS

- ▶ **FLEXIBLE INTEGRATION**
- ▶ **SUPER SILENT OPTION ON THE 20-FOOT ISO VERSION**
includes soundproofed walls and external sound traps on the air inlets and outlets. These baffles are fitted on site.

MODEL	ISO CONTAINERS
Dimensions	20-foot High Cube
CSC* certified	Yes
Standard sound level at 50 Hz, at 7 m, 3/4 load	- 80 to 89 dB(A) with Silent option
Double maintenance door	No
Target environments	Standard environment

*CSC: the International Convention for Safe Containers (CSC) is a regulation that ensures containers used for transporting goods retain the specifications required to "...maintain a high level of safety of human life in the handling, storage and transport of containers" over time. **with the Super Silent soundproofing kit option



STANDARD EQUIPMENT AND OPTIONS FOR CONTAINERS

		SILENT
		ISO20 Si
GENERATOR	Complies with CSC certification	•
	Basic generators	•
	Starter, charging alternator	•
	Batteries filled with electrolyte	0
	Standard air filter	•
	Oil drainage pump	•
FILTRATION	Reinforced fuel filtration	X
CONTAINER SPECIFICATIONS	High performance 30 dB(A) silencer	• ⁽¹⁾
	Integrated exhaust module	X
	Floor	Steel sheet
	Number of side doors	2
	Galvanized air outlet rain grille	0
	Air intake protective rain grille	•
	Safety lighting and shut-off valve	0
	Exhaust outlet on clamp	0
	RAL 9010 white painted finish for container	•
	Special color from list	0
	Power cable outlet on lower section	0
FUEL	Retention bund under genset assembly	•
	500 L base frame fuel tank	•
	Tank on 500 L container	X
	Tank on 1000 L container	X
	1500 L base frame tank ⁽⁴⁾	0
	1 m ³ /h 1-pump auto kit	0
	1 m ³ /h 2-pump auto kit	X
CONTROL UNITS	CE compliance of the control unit	•
	APM403 central console	0
	APM802 central console	0
DIMENSIONS	Length (mm)	6058
	Width (mm)	2438
	Height (mm)	2896

• As standard
X Not available
0 Optional

(1) inside the container
(2) on the container roof
(3) excluding silencer
(4) up to 1100 kVA only

CONTROL UNIT

APM403: ONLY FROM KOHLER

APM403 offers a wide range of possibilities, from simplified running to management of the most complex parallel operations, and can be adapted to suit every need. This modularity is made even easier by the fact that each optional peripheral device (air cooler, daily service tank, fuel pump, etc.) has its own protection.

For power plants, separate control boxes may be used in place of the control units. Please do not hesitate to contact us.

SPECIFICATIONS OF THE CONTROL UNIT

SPECIFICATIONS	APM403 S/P
DISPLAY	
Frequency	•
Phase to neutral voltages	•
Phase to phase voltages	•
Currents	•
Active/reactive/apparent power	•
Power factor	•
Grid detection	• (P)
Battery voltage	•
Battery amperage	0
Start-up delay	•
Fuel level	•
Oil pressure	•
Coolant temperature	•
Oil temperature	0
Total working hours counter	•
Partial working hours counter	•
Total active/reactive energy meter	•
Genset speed	•
FAULT INFORMATION (fault or alarm)	
Min/max alternator voltage time delay	•
Min/max alternator frequency time delay	•
Min/max battery voltage	•
Overload and/or short circuit	•
Active/reactive power return	X (S) / • (P)
Oil pressure	•
Coolant temperature	•
Overspeed	•
Underspeed	•
Low fuel level	•
Emergency stop fault	•
Non-starting fault	•
Charging alternator fault	•
Differential relay activation fault	•
General alarm	•
General fault	•
Sound alarm	0
Fully compatible with SAE J1939	•

SPECIFICATIONS	APM403 S/P
OPERATION	
Power ON	•
Manual genset starting	•
Automatic genset starting	•
Genset shut down	•
Emergency stop	•
Menu navigation using color touch screen	X
Speed adjustment	0 (S) / • (P)
Voltage adjustment	0 (S) / • (P)
Controller redundancy	X
Dual frequency	•
Delayed start programming	•
Multilingual text	•
CONNECTIVITY	
MODBUS TCP/IP	0
RS 485 interface (mdBUS RTU protocol)	•
SNMP protocol	0
Local web access	•
Remote web access	0
USB port (config. and software downloading)	•
Remote control HMI	X
PARALLEL OPERATION	
Under load	• (P)
Stopped	X
Power plant continuity in case of inter controller communication fault	• (P)
Power plant wattmeter control	• (P)
Temporary parallel operation of Out/Return grid, single generator	• (P)
Power plant parallel operation to grid (temporary, permanent, etc.)	X
GENERAL	
Downloading of a custom configuration via USB port	•
Recovery of the firmware config.+ existing settings via USB port	•

• As standard — X Not available — 0 Optional

CONTROL UNIT

APM403,

INTUITIVE, SIMPLE AND CONNECTED

DESCRIPTION OF THE APM403*



ADVANTAGES OF THE APM403

FLEXIBLE CONFIGURATION

- ▶ Technical solution can be broken down for multi-configuration – SOLO and PARALLEL OPERATION applications (up to 8 generators)
- ▶ Specific application variables can be customized.

FLEXIBLE COMMUNICATION TOOLS

- ▶ Remote configuration and supervision thanks to the WEBSUPERVISOR application (optional)
- ▶ Standard communication tools:
 - CAN USB Host, USB device, RS485
 - MODBUS, RTU
- ▶ Optional:
 - 4G, Ethernet, GPRS, Airgate
 - TCP/IP, SNMP protocol

FOCUS

▶ APM403S



The APM403S is dedicated to SOLO operation only. No grid electrical measurements or associated circuit breaker control.

INTUITIVE NAVIGATION AND SIMPLIFIED OPERATION OF THE GENERATOR OR POWER PLANT

- ▶ Multilingual support
- ▶ Simple, intuitive configuration specific to operating scenarios

KOHLER[®]
IN POWER. SINCE 1920.



KOHLER-SDMO.COM

MK-PP-VR-DO-EN-201-SEA © 2021 BY KOHLER CO.